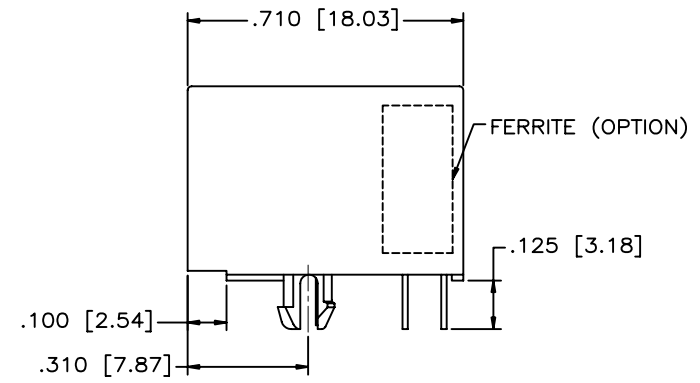
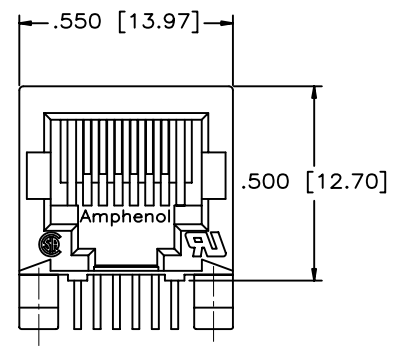
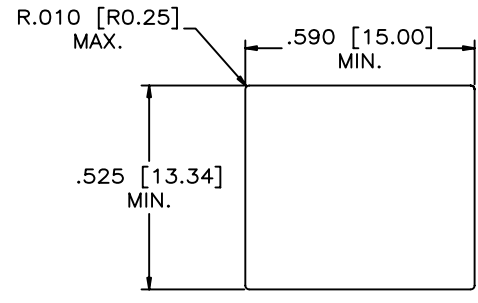


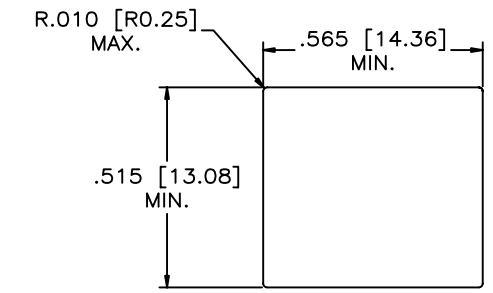
REVISIONS				
SYM	ZONE	ECN, ERN NO.	DATE	APPRD.
A		PROPOSAL	05/10/12	L.CHAN



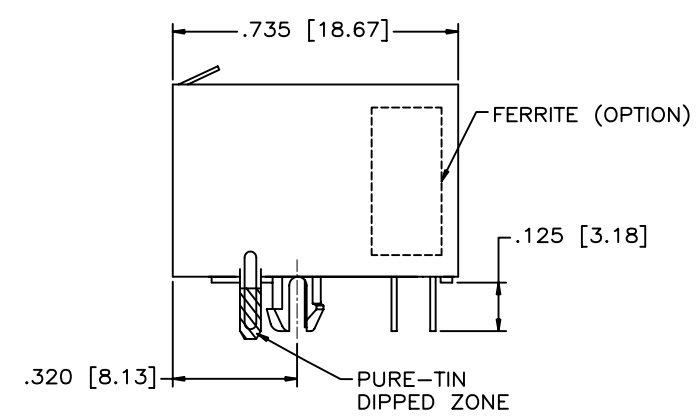
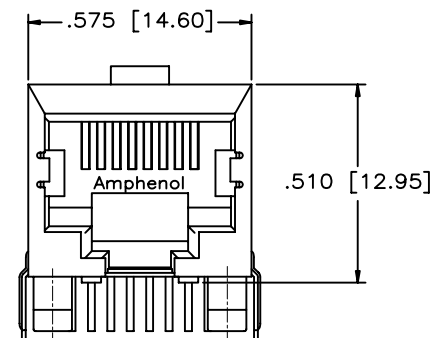
NON-SHIELDED
(8 POSITION, 8 CONTACTS SHOWN)



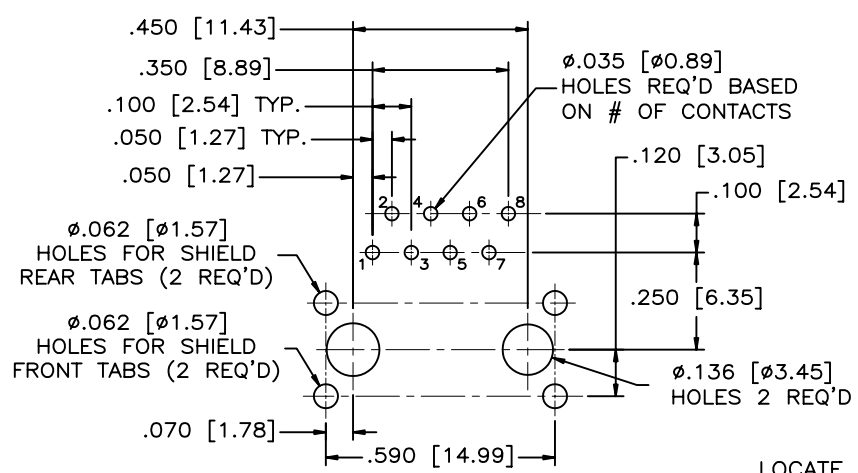
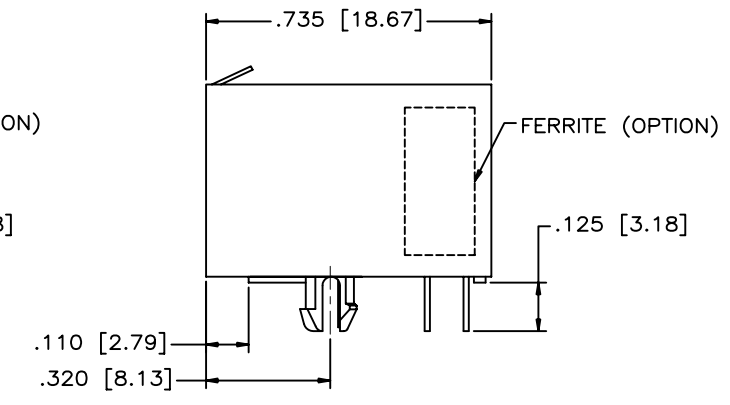
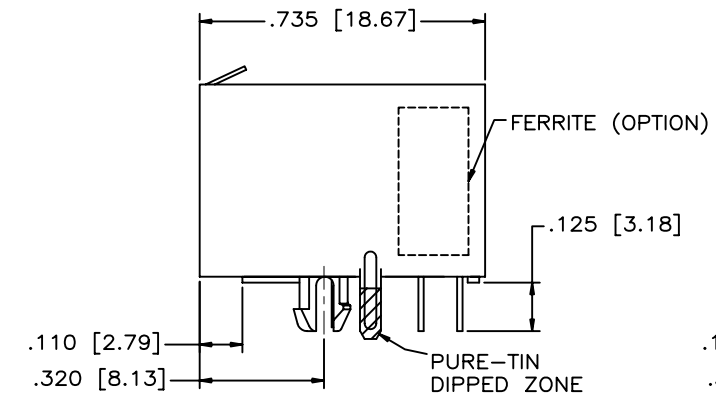
RECOMMENDED PANEL CUTOUT
SHIELDED



RECOMMENDED PANEL CUTOUT
NON-SHIELD



SHIELDED
(8 POSITION, 8 CONTACTS SHOWN)



RECOMMENDED P.C.B. LAYOUT

LOCATE HOLES
⊕ ⌀.005 [0.13]
POSITION DIMENSIONS
ARE BASIC

FRJAE CONNECTOR NUMBER SYSTEM

EXAMPLE: **F R J A E - X X X**
SERIES

CONNECTOR STYLE & POSITIONS

4=RJ45 OR 8 POSITIONS
6=RJ11 OR 6 POSITIONS

OPTIONS

0=NON FILTERED, NON SHIELDED
1=FILTERED WITH FRONT TAIL SHIELD
3=SHIELD (FRONT TAIL)
4=FILTERED
6=FILTERED WITH REAR TAIL SHIELD
7=FILTERED WITH NON-TAIL SHIELD
8=SHIELD (REAR TAIL)
9=SHIELD (NON-TAIL)

NO. OF CONTACTS

8 - 8 POSITIONS
6 - 6 POSITIONS
4 - 4 POSITIONS
2 - 2 POSITIONS
C - 2 POSITIONS -(POS. 2 & 5, IN 6 POS.)
 -(POS. 3 & 6, IN 8 POS.)

MATERIALS:
PLASTIC HOUSING: HIGH TEMPERATURE THERMOPLASTIC
FLAMMABILITY RATING UL 94V-0

CONTACTS: PHOSPHOR BRONZE
PLATING: 50 μ" [1.27 MICRONS]
MIN. GOLD ON MATING SURFACES.
50 μ" [1.27 MICRONS]
MIN. NICKEL UNDERPLATE
GOLD FLASH ON CONTACT TAILS.

SHIELD: COPPER ALLOY
PLATING: NICKEL WITH PURE-TIN DIPPED PCB TAIL.

DRAWN PAULW	DATE 05/12/25
DESIGNED	
CHECKED CHIGOW	05/12/25
I. E. APPRD.	
Q. A. APPRD.	
DWG. APPRD.	
ENG. REL. NO.	
REF.	
DIMENSIONS ARE IN INCHES [mm]	CODE ID. NO. 03554

Amphenol Canada Corp.	
TITLE FRJAE ASSEMBLY, 6 POSITION & 8 POSITION, WITH OR WITHOUT FERRITES, SINGLE PORT, HIGH TEMP. MATERIAL SHIELDED OR UNSHIELDED - RoHS COMPLIANT	
DWG	DRAWING NO. P-FRJAE-XXX
REV.	A
SCALE	WT. ----- SURF. ----- SHEET 1 OF 1

THIS DOCUMENT CONTAINS PROPRIETARY INFORMATION AND SUCH INFORMATION MAY NOT BE DISCLOSED TO OTHERS FOR ANY PURPOSE OR USED FOR MANUFACTURING PURPOSES WITHOUT WRITTEN PERMISSION FROM AMPHENOL CANADA CORP.